

# Vital Wave

2017 Latest Model  
new 5W / new 9W

It can supply lack of wavelength light of the LED.  
Setting of dimmable timer by a smartphone!

new 5W

new 9W



FCC ID: 2AJDA-USRBLE100 R 018-160224

Power Consumption	5W Series	9W Series
Beam Angle	70° ±10%	50° ±10%
Weight	195g	225g
Size	72mm φ × 104mm	
Power Source	AC100-240V 50/60Hz E26	
Radio Waves	Bluetooth IEEE 802.15.1	

Supplement type	Main type
UVA370 Violet Cyan Green Amber	Sun Chlorophyll Plant

Color	UVA370	Violet	Cyan	Green
Model	VW5UV	VW9VL	VW9CY	VW9GR
LED	370nm	400nm × 3 425nm × 3 450nm	450nm 475nm × 3 500nm × 3	475nm 500nm × 2 530nm × 4
Radiant flux	1,000mW	2,900mW	2,700mW	2,000mW/740lm
Use	Fluorescent Protein BFP/CFP	Fluorescent Protein BFP/CFP	Fluorescent Protein GFP/RFP	Fluorescent Protein RFP

Color	Amber	Sun	Chlorophyll	Plant
Model	VW9AB	VW9SN	VW9CH	VW9PT
LED	530nm 590nm × 2 660+680nm 3000K × 3	400nm 425nm 475nm 500nm 10000K × 3	400nm 425nm 450nm 475nm 660nm 680nm 3000K	400+425nm 475nm 500nm 4000K × 4
Radiant flux	1,900mW/670lm	3,300mW/570lm	3,000mW	3,100mW/810lm
Use	Chromoprotein	Depth -10M	Photosynthetic	Waterweed/Plant

⚠ Do not see the light directly, might damage your eyes.  
Set this LED at a safe position and angle to avoid children see the light directly.  
Especially UVA370 gives invisible strong ultraviolet.

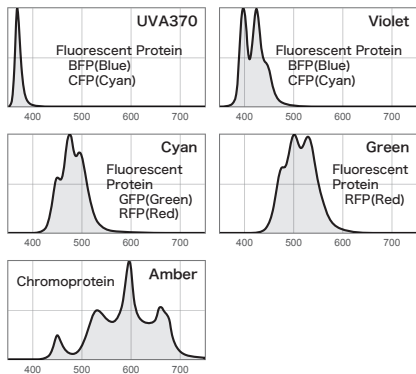
## VitalWave LED Bulb Limited Warranty

- Vital Wave by eco-lamps is warranted to be free of defects in Material and workmanship for a period of 1 year from date of sale. Positive proof of purchase is required for warranty claim.
- When you receive the gratis repair of the trouble product within a warranty period, you attach a trouble product and a warranty, and please request the repair to a purchase store.
- eco-lamps will not be liable for
  - No this Limited Warranty.
  - No store name and no purchased date.
  - Carelessness at the time of setting and the use, or the trouble and the damage.
  - Unauthorized repair or the trouble / damage by the remodeling.
  - Fire, earthquake, thunderbolt, flood, or the trouble / damage by other natural disaster.
  - The trouble / damage by the fall / hock during the transportation after purchase.
  - The trouble / damage that happened under the severe condition.
  - The trouble / damage due to other equipment.
  - The trouble / damage by the deterioration of the expendables.
- The warranty is available only in the sale country. Keep this carefully. This can not be reissue.

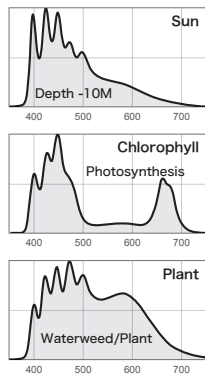
Product		<input type="checkbox"/> Vital Wave 5W UVA370	<input type="checkbox"/> Vital Wave 9W Violet
		<input type="checkbox"/> Vital Wave 9W Cyan	<input type="checkbox"/> Vital Wave 9W Green
Serial Number		<input type="checkbox"/> Vital Wave 9W Amber	<input type="checkbox"/> Vital Wave 9W Sun
		<input type="checkbox"/> Vital Wave 9W Chlorophyll	<input type="checkbox"/> Vital Wave 9W Plant
Purchase date		S/N	
Customer	Name		
	Address		
	Phone		
Store			
Exclusive Agent		Aquarium Factory Blue Harbor 2-2-9, Kawaraya-machi, Chuo-ku, Osaka-city, Osaka, Japan ZIP Code : 542-0066 TEL : +81-6-6768-2778 FAX : +81-6-6768-2779 E-mail : info@blueharbor.co.jp	
Manufacturer		eco-lamps (made in China)	

## ■ Each Spectrum and the Use

### Wavelength Supplement Type



### Wavelength Main Type



## [1] How to set up by the Smartphone

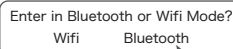
1. At first, install eco-lamps application "ECOPTO" to a smartphone.

**iPhone :** Search "ECOPTO" in App Store.

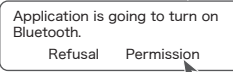
**Android :** Search "ECOPTO" in Play Store.



2. The screen shows the right figure, choose "Bluetooth".



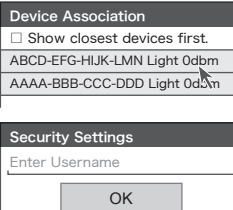
3. Next the screen shows the right figure, choose "Permission".



4. When "Connecting..." is displayed, please turn on only one VitalWave. (Or prior turn on) When application recognizes VitalWave, serial number is displayed by "Device Association" menu. Tap serial number that you want to control to add.

※If many recognition numbers are indicated, it can't be distinguished, so please turn on only 1 each.

※When you start application for the first time, please input the "Username" that you decided. (you can change it later)



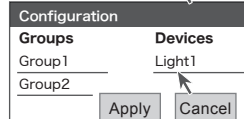
5. When "Association in progress" becomes 100%, addition is completed.  
 ※If a communication error occurs, you choose "OK" of the right screen, and, please operate it near a product.

Association in progress : 50%  
 A device is currently being associated.

Do you want to reset the app?  
 Cancel OK

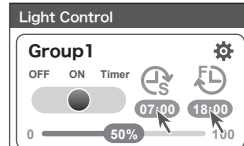
6. You move to "Configuration" menu, and tap "Light number" added to "Devices", and connect it with either group.

※Name change is possible by long press on "Light".  
 ※Name change is possible by long press on "Group".



7. You move to "Light Control" menu and set a group.

※You can change OFF/ON/Timer by tap.  
 ※Name change is possible by long press on "Group".  
 ※You can set start time when you tap "Clock S" time.  
 ※You can set end time when you tap "Clock F" time.  
 ※Dimmer of 0-100% is possible with a slide bar.  
 ※The Timer has the error of several minutes.



## [2] When use only VitalWave and do not use a smartphone

1. At first, please reset a product. → see [3]
2. You attach it to general lamp equipment with E26 socket, can turn on/off.

## [3] Reset a setting history of a VitalWave

Repeat 3 times of on/off in a lamp device. When the 4th turn on, LED does fast flash. It is a reset signal, and just turn off. You can turn on/off with a tool for general light as normal LED bulb. In addition, when LED does not fast flash at the 4th turn on, it does not have the setting history by the smartphone or have already been reset. You can just perform turn on/off with a tool for general light as normal LED bulb.

※When do not reset it, the output may not be 100%.

## [4] A judging method of the trouble...

- **It's dark, or can't turn on, or can't be connected** → Reset it → see [3]
- **LED does fast flash** → After turn off, turn on.
- **APP freeze, or other errors** → Because data communications increase when the number of bulb increase, APP blunts if the smartphone performance is low. Reduce the number of bulb, or use the latest model of smartphone.

When it is not improved even if you confirm the above, please contact us.

Aquarium Factory Blue Harbor  
 info@blueharbor.co.jp +81-6-6768-2778